


PRODUCTPROFILE

Catalogue number: 234A4102OM3

Partnumber: 774513

19"-Splice Panel ECO
2 HU, with telescope slides
aluminium body
front plate colour: RAL 7035
adapter type: LC/LC Duplex, OM3
number of fibers: 96
incl. 1xPG16



Related documents:

19Z-GEHÄUSEZUBEHÖR_OE

Produktinformation

DS_FASER OM3BI_OE


Fiber Data Sheet

DS_LC_SIMPLEXDUPLEX_STECKER_OI

Steckerdatenblatt

DS_LCD_KUPPLUNG_K02_OE

LCD Kupplung



Standards

Graded index fiber 50/125µm according to
 -ISO/IEC 11801 and EN 50173-1 OM3
 -IEC 60793-2-10 type A1a.2
 -ITU G.651.1
 -TIA/EIA 492AAAC-B

Structure

Silica fiber with two layer acrylate primary coating

Geometrical properties

Core diameter	50 µm +/- 2.5 µm
Cladding diameter	125 µm +/- 1 µm
Core non-concentricity	< 5 %
Cladding non-circularity	< 1 %
Core-Cladding concentricity	< 1.5 µm
Primary coating diameter	242 µm +/- 5 µm
Coating-Cladding concentricity	< 12 µm

Mechanical properties

Break strength SCREEN-Test 1 % strain for 1 s @100 kpsi

Thermal properties

Operating temperature range -60 to +85°C

Dieses Dokument ist urheberrechtlich geschützt • This document is protected by copyright • Rosenberger OSI GmbH & Co. OHG

Transmission characteristics

Attenuation:

@ 850 nm max. 2.3 dB/km
@ 1300 nm max. 0.6 dB/km

Macrobanding, induced attenuation:

100 turns, 37.5 mm \leq 0.05 dB @ 850 nm
100 turns, 37.5 mm \leq 0.15 dB @ 1300 nm
2 turns, 15 mm \leq 0.1 dB @ 850 nm
2 turns, 15 mm \leq 0.3 dB @ 1300 nm
2 turns, 7.5 mm \leq 0.2 dB @ 850 nm
2 turns, 7.5 mm \leq 0.5 dB @ 1300 nm

Bandwidth (Overfilled launch):

@ 850 nm min. 1500 MHz x km
@ 1300 nm min. 500 MHz x km

Effective modal Bandwidth-length-product (EMB):

@ 850 nm min. 2000 MHz x km

Numerical aperture: 0.200 +/- 0.015

Effective group index of refraction:

@ 850 nm 1.480
@ 1300 nm 1.479

Backscatter attenuation @ 1ns pulse width:

@ 850 nm -68 dB
@ 1300 nm -76 dB

Maximum possible transmission channels lengths:

Ethernet:

1 GBE 1000BASE-SX: min. 1000 m @ max. 3.56 dB channel attenuation ¹⁾
10 GBE 10GBASE-SR: min. 300 m @ max. 2.60 dB channel attenuation ²⁾
40 GBE 40GBASE-SR4: min. 140 m @ max. 1.90 dB channel attenuation ¹⁾
100 GBE 100GBASE-SR10: min. 140 m @ max. 1.90 dB channel attenuation ¹⁾

Fibre Channel:

8 GFC (800-SN): min. 200 m @ max. 1.62 dB channel attenuation ¹⁾
16 GFC (1600-SN): min. 125 m @ max. 1.39 dB channel attenuation ¹⁾


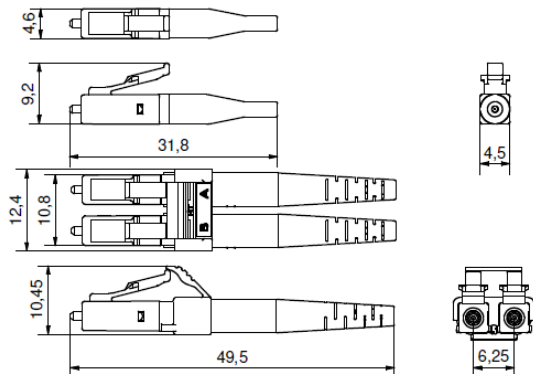
¹⁾ Inclusive max. 1.0 dB for connections (connectors and splices)

²⁾ Inclusive max. 1.5 dB for connections (connectors and splices)

While the information has been carefully compiled to the best of our knowledge, nothing is intended as representation or warranty on our part and no statement herein shall be construed as recommendation to infringe existing patents. In the effort to improve our products, we reserve the right to make changes judged to be necessary.

Draft	Date	Approved	Date	Rev.	Engineering change number	Name	Date
H. Jungbäck	10-26-15	P. Maier	10-27-15	004	without	H. Jungbäck	10-26-15

LC-Simplex/Duplex connector



Properties and applications

- LC-Simplex/Duplex connectors for fiber optic cabling in broadband networks (telecom, MAN, WAN, CATV, GPON, FTTA, FTTx), building cabling (LAN, campus), data center, industry, laboratory and medical technology
- for cables with single core elements 600/900µm (e.g. buffered fiber for pigtails, breakout, mini breakout, figure "0" and figure "8" cables)
- A/B polarity of duplex connectors easily changeable without tools
- Translucence protection cap, fast and secure to handle and permeable for the light of laser pointers (visual fault locators)

Standards

LC-Simplex/Duplex connector according to IEC/DINEN 61754-20 and EIA/TIA 604-10

Material

- Ferrule: Zirconia ceramic, Ø 1.25 mm
- Body: PEI, flammability UL94-V0
- Boot: TPE, flammability UL94-V0
- Protection cap: POM, flammability UL94-HB

Optical properties

The quality feature of the connector at your product is identified by the part number:

- BASIC: Part numbers like XXXAXXXX
- PURE: Part numbers with "P" at their end, XXXAXXXXP

Details about PURE see Produktinfo_Qualitätsmerkmal-PURE_od

Insertion Loss IL acc. to IEC61300-3-4, Method B, against reference, maximum [dB]:

	Quality feature	BASIC	PURE
- Singlemode SM, 9/125µm		0,30	0,20
- Multimode low IL OM2, OM3, OM4, OM5, 50/125µm		0,15	0,15

Insertion Loss IL „random mated“ acc. to IEC61300-3-34, Method 2, [dB]:

Qualitätsmerkmal BASIC	Mittelwert	Maximum
- Singlemode SM, 9/125µm	0,13	0,50
- Multimode low IL OM2, OM3, OM4, OM5, 50/125µm	0,03	0,27

Insertion Loss IL quality feature PURE "random mated" application limit value, maximum [dB]:

- Singlemode SM, 9/125µm	97%	0,25
- Multimode low IL OM2, OM3, OM4, OM5, 50/125µm	100%	0,40

GHMT PVP certificate
No.: c5711X-XX
No.: c5937X-XX



Dieses Dokument ist urheberrechtlich geschützt • This document is protected by copyright • Rosenberger OSI GmbH & Co. OHG

LC-Simplex/Duplex connector

Optical properties

Return Loss RL acc. to IEC61300-3-6, Method 1, against reference, minimum [dB]:

	Quality feature	BASIC	PURE
- Singlemode SM, 9/125µm, PC 0°		45	45
- Singlemode SM, 9/125µm, UPC 0°		55	55
- Singlemode SM, 9/125µm, APC 8°		65	70
- Multimode all 50µ OM classes		35	40

Mechanical properties

- Mating cycles min. 1000, IL increase < 0.2 dB
- Strain relief max. 100 N, dependent on cable type

Thermal properties

- Operation temperature range -40°C to +85°C, dependent on cable type
- Storage temperature range -40°C to +85°C

Cable diameters

- Round cable types Ø 0,9 bis 3.0 mm
- Hotmelt Duplex Ø 4,8 ~ 7.0mm

Colors

Connector body / boot:

- Singlemode SM, 9/125µm, PC and UPC 0° blue / blue
- Singlemode SM, 9/125µm, APC 8° green / green
- Multimode OM2, OM3, OM4, OM5, 50/125µm black / black

Polarity change

Step 1: Remove duplex clip


- When changing polarity, the release levers should be facing up as shown in the picture.
- Remove one of two simplex connectors from the duplex clip by pressing down and out, supported by a slight tilt movement.
- Then release the second simplex connector from the duplex clip in a similar manner.

Step 2: Reattach duplex clip

- Push back the boot of both simplex connectors
- Reattach the duplex clip over the simplex connectors that have been changed in position and insert the simplex connectors (a click is noticeable).

Step 3: Final assembly duplex connector

- Slide the boot of both simplex connectors to their original position.



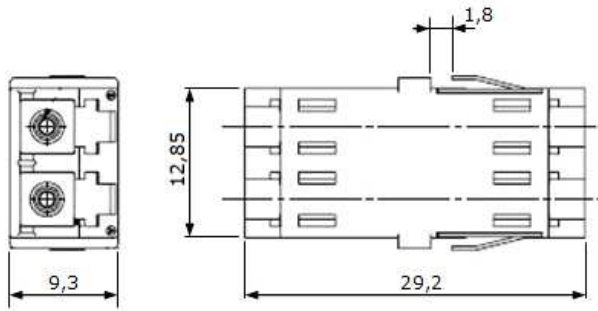
Dieses Dokument ist urheberrechtlich geschützt • This document is protected by copyright • Rosenberger OSI GmbH & Co. OHG

Draft	Date	Approved	Date	Rev.	Engineering change number	Name	Date
S. Wiener	16.03.2021	H. Jungbäck	2021-03-16	003		H. Jungbäck	2022-10-07

While the information has been carefully compiled to the best of our knowledge, nothing is intended as representation or warranty on our part and no statement herein shall be construed as recommendation to infringe existing patents. In the effort to improve our products, we reserve the right to make changes judged to be necessary.

LC-Duplex Adapter
(sen./sen.) without flange

98 LCK8 LC-K02-XX



All dimensions are in mm; tolerances acc. ISO 2768 m-H

Properties

The LC is a small-Form-Factor connectivity system for applications which require a high packaging density.

Interface

LC Adapter, acc. to DIN EN 61754-20

Material for Adapter

Housing : Plastic
Sleeve : Ceramic

Optical data

Insertion Loss : S/M <0.20 dB
M/M <0.20 dB

Mechanical data

Mating cycle > 500

Environmental data

Operation temperature range -40°C...+85°C
Storage temperature range -40°C...+85°C

Part Number

Type	Color	Part Number
Singlemode 9/125, PC	blue	98LCK8 LC-K02-bu
Singlemode 9/125, APC	green	98LCK8 LC-K02-gn
Multimode, 50/125, OM2	black	98LCK8 LC-K02-bk
Multimode, 50/125, OM3	turquoise	98LCK8 LC-K02-tk
Multimode, 50/125, OM4	violett	98LCK8 LC-K02-vt
Multimode, 62.5/125	beige	98LCK8 LC-K02-be

Packaging

Standard packaging

While the information has been carefully compiled to the best of our knowledge, nothing is intended as representation or warranty on our part and no statement herein shall be construed as recommendation to infringe existing patents. In the effort to improve our products, we reserve the right to make changes judged to be necessary.

Draft	Date	Approved	Date	Rev.	Engineering change number	Name	Date
Y.Zhang	08.02.2017	H.Jungbäck	08.02.2017	001	---	Y.Zhang	08.02.2017