


PRODUCTPROFILE

Catalogue number: 092A0009G657A1

Partnumber: 777951

Fiber optic duplex patchcord
Connector side A: MDC Senior SM
Connector side B: MDC Senior SM
9/125µm, 1.6mm, yellow
Polarity: crossed A to B
Cable I-F(ZN)H2E9/125µm,G657A1



Related documents:

DS_FASER G657A1_OE


Fiber Data Sheet

DS_I-FZNH16_2X250_L_OE

Kabeldatenblatt

DS_MDC_SENIOR_STECKER_OE

Steckerdatenblatt



Standards

Stepped index fiber 9/125µm according to
 -ISO/IEC 11801 und EN 50173-1 OS2
 -IEC 60793-2-50 type B1.3
 -ITU G.657.A1 und G.652.D

Structure

Silica fiber with two layer acrylate primary coating

Geometrical properties

Modefield diameter @1310 nm	9.2 µm +/- 0.4 µm
Modefield diameter @1550 nm	10.4 µm +/- 0.5 µm
Cladding diameter	125 µm +/- 0.07 µm
Cladding non-circularity	≤ 0.7 %
Core-Cladding concentricity	≤ 0.5 µm
Primary coating diameter	242 µm +/- 5 µm
Coating-Cladding concentricity	< 12 µm

Mechanical properties

Break strength SCREEN-Test 1 % strain for 1 s @100 kpsi

Thermal properties

Operating temperature range -60 to +85°C

Dieses Dokument ist urheberrechtlich geschützt • This document is protected by copyright • Rosenberger OSI GmbH & Co. OHG

Transmission characteristics

Attenuation:

Cabled fiber tight buffered: @ 1310 nm max. 0.38 dB/km
 @ 1550 nm max. 0.28 dB/km

Cabled fiber loose tube: @ 1310 nm max. 0.36 dB/km
 @ 1550 nm max. 0.22 dB/km

Uncabled fiber: @ 1310 nm max. 0.32 dB/km
 @ 1383 nm max. 0.32 dB/km
 @ 1490 nm max. 0.21 dB/km
 @ 1550 nm max. 0.18 dB/km
 @ 1625 nm max. 0.20 dB/km

Macrobending, induced attenuation, uncabled fiber:

Radius 10 mm, 1 turn, @ 1550 nm ≤ 0.50 dB
 Radius 10 mm, 1 turn, @ 1625 nm ≤ 1.50 dB
 Radius 15 mm, 10 turns, @ 1550 nm . 0.05 dB
 Radius 15 mm, 10 turns, @ 1625 nm ≤ 0.30 dB
 Radius 25 mm, 100 turns, @ 1310, 1550 und 1625 nm ≤ 0.01 dB

Dispersion:

@ 1285 - 1330 nm ≤ 3.0 ps/(nm*km)
 @ 1550 nm ≤ 18.0 ps/(nm*km)
 @ 1625 nm ≤ 22.0 ps/(nm*km)

Polarization Mode Dispersion (PMD):

PMD Link Design Value ≤ 0.04 ps/√km
 Maximum individual fiber PMD ≤ 0.1 ps/√km

Cut-off-Wavelength: ≤ 1260 nm

Effective group index of refraction:

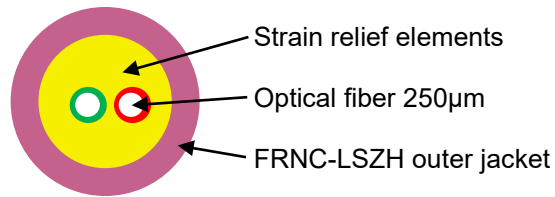
@ 1310 nm 1.4676
 @ 1550 nm 1.4682

Backscatter attenuation @ 1ns pulse width:

@ 1310 nm -77 dB
 @ 1550 nm -82 dB
 @ 1625 nm -83 dB

While the information has been carefully compiled to the best of our knowledge, nothing is intended as representation or warranty on our part and no statement herein shall be construed as recommendation to infringe existing patents. In the effort to improve our products, we reserve the right to make changes judged to be necessary.

Draft	Date	Approved	Date	Rev.	Engineering change number	Name	Date
H. Jungbäck	12-04-15	P. Maier	12-04-15	001	without	H. Jungbäck	12-04-15



Standards

-IEC 60794-2

Structure

Cable:

-2 optical fibers 250µm within the cable jacket filled with Aramid strain relief elements
 -fiber color code: One fiber red, the other fiber at singlemode yellow, at 50µm multimode green

Outer jacket:

-FRNC-LSZH flame-retardant and halogen-free material

-Standard jacket colors:

- Singlemode: yellow
- Multimode OM2: orange or green
- Multimode OM3: aqua (turquoise)
- Multimode OM4: violet
- Multimode OM5: fibrous green

-Wall thickness 0.3 mm

-Inkjet marking black acc. to separate drawing

Geometrical properties

Number of fibers	Outer diameter [mm]	Weight [kg/km]	Fire load [MJ/m]
2	1.6	2.9	0.07

Dieses Dokument ist urheberrechtlich geschützt • This document is protected by copyright • Rosenberger OSI GmbH & Co. OHG

Mechanical properties

- Min. bending radius fixed (static):
 - with G.657.A1 singlemode fiber 10 mm
 - with bend-insensitive OM3, OM4 and OM5 fiber 7.5 mm
- Min. bending radius during installation (dynamic):
 - with G.657.A1 singlemode fiber 30 mm
 - with bend-insensitive OM3, OM4 and OM5 fiber 25 mm
- Max. tensile force short term = 200 N
- Max. crush resistance long term = 150 N/dm
- Kink resistance: Equivalent loop diameter = 7.8 mm

Thermal properties

- Transport and storage - 25°C to + 70°C
- Installation - 5°C to + 50°C
- In use - 5°C to + 70°C

Chemical properties

- No resistance to oil, petrol, acid, leach and water

Fire performance

- Flame-retardant acc. to IEC 60332-1-2 and IEC 60332-3-22 Cat. A
- Smoke density acc. to IEC 61034
- Halogen-free acc. to IEC 60754-1
- Acidity of the combustion gases acc. to IEC 60754-2

Transmission characteristics

- See fiber data sheets

Applications

- Indoor cable particularly appropriate for short MDC Patchcords


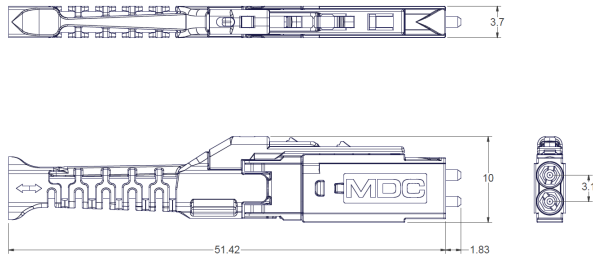
Deliveryform

- On one-way drums

While the information has been carefully compiled to the best of our knowledge, nothing is intended as representation or warranty on our part and no statement herein shall be construed as recommendation to infringe existing patents. In the effort to improve our products, we reserve the right to make changes judged to be necessary.

Draft	Date	Approved	Date	Rev.	Engineering change number	Name	Date
H. Jungbäck	2022-10-12	R. Mees	2022-10-12	001	without		

MDC Senior connector



Properties and applications

- MDC (Miniature Duplex Connector) of category Very-Small-Form-Faktor (VSFF) connector, Senior type
- Even of its miniature design the connector has a rugged housing with central strain relief and push-pull-boot, with which the connector can be plugged and un-plugged
- A/B polarity easy and secure, toolless changeable
- To attach transceivers with MDC interface and for MEGA-HIGH-DENSITY (MHD) infrastructure cabling

Standards

IEC 61754-37

Material

- Ferrule: Zirconia ceramic, Ø 1.25 mm
- Body: PEI, flammability UL94-V0
- Push-Pull-Boot: PP, flammability UL94-V0
- Protection cap: PC, flammability UL94-V0

Optical properties

The quality feature of the connector at your product is identified by the part number:

- BASIC: Part numbers like XXXAXXXX
- PURE: Part numbers with "P" at their end, XXXAXXXXP

Details about PURE see Produktinfo_Qualitätsmerkmal-PURE_od

Insertion Loss IL acc. to IEC61300-3-4, Method B, against reference, maximum [dB]:

	Quality feature	BASIC	PURE
- Singlemode SM, 9/125µm		0.30	0.20
- Multimode OM1, 62.5/125µm		0.30	---
- Multimode low IL OM2, OM3, OM4, OM5, 50/125µm		0.15	0.15

Insertion Loss IL „random mated“ acc. to IEC61300-3-34, Method 2, [dB]:

Quality feature	BASIC	mean value	maximum
- Singlemode SM, 9/125µm		0.13	0.50
- Multimode low IL OM2, OM3, OM4, OM5, 50/125µm		0.03	0.27

Insertion Loss IL quality feature PURE “random mated” application limit value, maximum [dB]:

- Singlemode SM, 9/125µm	97%	0.25
- Multimode low IL OM2, OM3, OM4, OM5, 50/125µm	100%	0.40

Dieses Dokument ist urheberrechtlich geschützt • This document is protected by copyright • Rosenberger OSI GmbH & Co. OHG

MDC Senior connector

Optical properties

Return Loss RL acc. to IEC61300-3-6, Method 1, against reference, minimum [dB]:

	Quality feature	BASIC	PURE
- Singlemode SM, 9/125µm, PC 0°		45	45
- Singlemode SM, 9/125µm, UPC 0°		55	55
- Singlemode SM, 9/125µm, APC 8°		65	70
- Multimode all classes		35	40

Mechanical properties

- Mating cycles min. 500, IL increase < 0.2 dB
- Strain relief max. 70 N, dependent on cable type

Thermal properties

- Operation temperature range -40°C to +85°C, dependent on cable type
- Storage temperature range -40°C to +85°C

Cable diameters

Round cable types Ø 1.2 to 2.0 mm

Colors

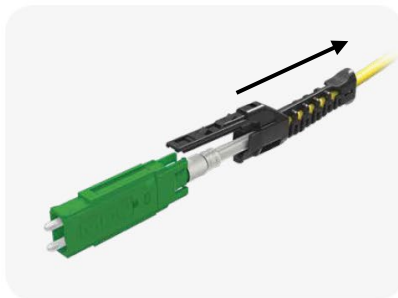
Connector body / boot:

- Singlemode SM, 9/125µm, PC and UPC 0° blue / black
- Singlemode SM, 9/125µm, APC 8° green / black
- Multimode OM4, 50/125µm violet / black


Polarity change

Source USCONEC Ltd. www.usconec.com


Pull of the push-pull-boot



rotate 180°



push on the push-pull-boot



While the information has been carefully compiled to the best of our knowledge, nothing is intended as representation or warranty on our part and no statement herein shall be construed as recommendation to infringe existing patents. In the effort to improve our products, we reserve the right to make changes judged to be necessary.

Draft	Date	Approved	Date	Rev.	Engineering change number	Name	Date
H. Jungbäck	2021-02-02	A. Burggraf	2021-02-02	003	----	H. Jungbäck	2022-10-07

Dieses Dokument ist urheberrechtlich geschützt • This document is protected by copyright • Rosenberger OSI GmbH & Co. OHG