


PRODUCTPROFILE

Catalogue number: 062A1764OM3

Partnumber: 747459

Fiber optic duplex patchcord
Connector side A: SC-Duplex
Connector side B: SC-Duplex
50/125µmOM3, Zipcord 2x2.1mm, aqua
Polarity: crossed A to B
Cable I-V(ZN)H2x2,1G50/125µm,OM3



Related documents:

DS_FASER OM3BI_OE

Fiber Data Sheet

DS_I-VZNH2X21_900_L_OE

Cable Data Sheet

DS_SC_STECKER_OE

Steckerdatenblatt



Standards

Graded index fiber 50/125µm according to
 -ISO/IEC 11801 and EN 50173-1 OM3
 -IEC 60793-2-10 type A1a.2
 -ITU G.651.1
 -TIA/EIA 492AAAC-B

Structure

Silica fiber with two layer acrylate primary coating

Geometrical properties

| | |
|--------------------------------|------------------|
| Core diameter | 50 µm +/- 2.5 µm |
| Cladding diameter | 125 µm +/- 1 µm |
| Core non-concentricity | < 5 % |
| Cladding non-circularity | < 1 % |
| Core-Cladding concentricity | < 1.5 µm |
| Primary coating diameter | 242 µm +/- 5 µm |
| Coating-Cladding concentricity | < 12 µm |

Mechanical properties

Break strength SCREEN-Test 1 % strain for 1 s @100 kpsi

Thermal properties

Operating temperature range -60 to +85°C

Dieses Dokument ist urheberrechtlich geschützt • This document is protected by copyright • Rosenberger OSI GmbH & Co. OHG

Transmission characteristics

Attenuation:

@ 850 nm max. 2.3 dB/km
@ 1300 nm max. 0.6 dB/km

Macrobending, induced attenuation:

100 turns, 37.5 mm \leq 0.05 dB @ 850 nm
100 turns, 37.5 mm \leq 0.15 dB @ 1300 nm
2 turns, 15 mm \leq 0.1 dB @ 850 nm
2 turns, 15 mm \leq 0.3 dB @ 1300 nm
2 turns, 7.5 mm \leq 0.2 dB @ 850 nm
2 turns, 7.5 mm \leq 0.5 dB @ 1300 nm

Bandwidth (Overfilled launch):

@ 850 nm min. 1500 MHz x km
@ 1300 nm min. 500 MHz x km

Effective modal Bandwidth-length-product (EMB):

@ 850 nm min. 2000 MHz x km

Numerical aperture: 0.200 +/- 0.015

Effective group index of refraction:

@ 850 nm 1.480
@ 1300 nm 1.479

Backscatter attenuation @ 1ns pulse width:

@ 850 nm -68 dB
@ 1300 nm -76 dB

Maximum possible transmission channels lengths:

Ethernet:

1 GBE 1000BASE-SX: min. 1000 m @ max. 3.56 dB channel attenuation ¹⁾
10 GBE 10GBASE-SR: min. 300 m @ max. 2.60 dB channel attenuation ²⁾
40 GBE 40GBASE-SR4: min. 140 m @ max. 1.90 dB channel attenuation ¹⁾
100 GBE 100GBASE-SR10: min. 140 m @ max. 1.90 dB channel attenuation ¹⁾

Fibre Channel:

8 GFC (800-SN): min. 200 m @ max. 1.62 dB channel attenuation ¹⁾
16 GFC (1600-SN): min. 125 m @ max. 1.39 dB channel attenuation ¹⁾

¹⁾ Inclusive max. 1.0 dB for connections (connectors and splices)

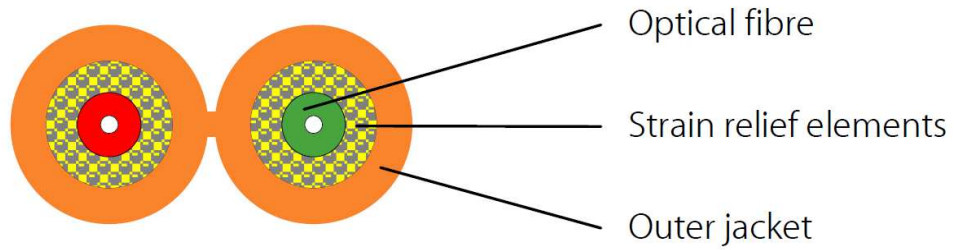
²⁾ Inclusive max. 1.5 dB for connections (connectors and splices)

While the information has been carefully compiled to the best of our knowledge, nothing is intended as representation or warranty on our part and no statement herein shall be construed as recommendation to infringe existing patents. In the effort to improve our products, we reserve the right to make changes judged to be necessary.

| | | | | | | | |
|-------------|----------|----------|----------|------|---------------------------|-------------|----------|
| Draft | Date | Approved | Date | Rev. | Engineering change number | Name | Date |
| H. Jungbäck | 10-26-15 | P. Maier | 10-27-15 | 004 | without | H. Jungbäck | 10-26-15 |

Fiber Optic Cable
I-V(ZN)H 2x 2.1mm... 900µm

033AXXXX



Standards

IEC 60794-2

Structure

Cable core:
buffered optical fiber, outer diameter 0.9 mm
colour: red, other core yellow (E9/125), green (G50/125), blue (G62.5/125)
Strain relief elements (aramid)

Outer jacket:
Halogen-free and flame-retardant material (FRNC)
Standard colours:

| | |
|-----------------------|------------------|
| Singlemode: | yellow |
| Multimode 50 µm: | orange or green |
| Multimode OM3: | aqua (turquoise) |
| Multimode 62.5 µm: | orange |
| Multimode OM4: | violet |
| Wall thickness 0.3 mm | |

Inkjet marking black acc. to separate drawing

Geometrical properties

| Number of fibers | Outer diameter [mm] | Weight [kg/km] | Fire load [MJ/m] |
|------------------|---------------------|----------------|------------------|
| 2 | 2.1 x 4.3 | 10.2 | 0.24 |

Dieses Dokument ist urheberrechtlich geschützt • This document is protected by copyright • Rosenberger OSI GmbH & Co. OHG

Fiber Optic Cable
I-V(ZN)H 2x 2.1mm... 900µm

033AXXXX

Mechanical properties

Min. bending radius (over the flat side) only for bending resistant fibers
 static 10mm
 dynamic 30mm
Min. bending radius (over the flat side) for cables with standard fibers
 static 30mm
 dynamic 60mm
Max. pull force 400 N
Max. crush resistance long term 400 N/dm

Thermal properties

Transport and storage - 25°C to + 70°C
Installation - 5°C to + 50°C
In use - 5°C to + 70°C

Chemical properties

No resistance to oil, petrol, acid, leach and water

Fire performance

-Flame-retardant acc. to IEC 60332-1-2 and IEC 60332-3-22 Cat. A
 -Smoke density acc. to IEC 61034
 -Halogen-free acc. to IEC 60754-1
 -Acidity of the combustion gases acc. to IEC 60754-2

Transmission characteristics

See fiber data sheets

Applications

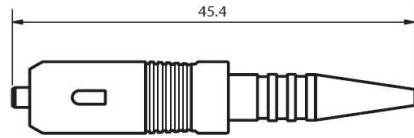
Indoor cable for the installation in cable ducts and in tubes and also suitable for interconnections
 For direct connector assembly

Deliveryform

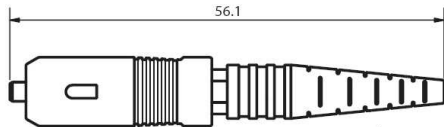
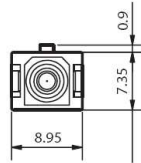
Disposable drums

While the information has been carefully compiled to the best of our knowledge, nothing is intended as representation or warranty on our part and no statement herein shall be construed as recommendation to infringe existing patents. In the effort to improve our products, we reserve the right to make changes judged to be necessary.

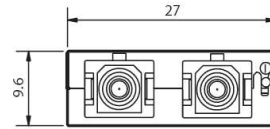
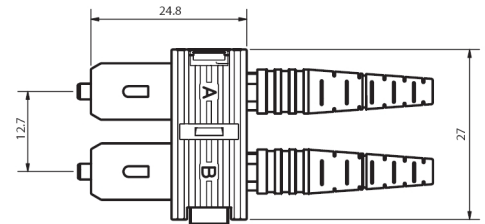
| Draft | Date | Approved | Date | Rev. | Engineering change number | Name | Date |
|----------|------------|-------------|------------|------|---------------------------|----------|------------|
| P. Maier | 02.02.2016 | H. Jungbäck | 02.02.2016 | 001 | without | Y. Zhang | 22.06.2017 |



SC-simplex, buffered fiber



SC-simplex, cable



SC-duplex

All dimensions are in mm; tolerances acc. ISO 2768 m-H

Properties

Standard SC connectors for applications in telecommunications, data center, cabling and LAN, connections to active components.

Interface

SC, acc. to IEC 61754-4

Material for connectors

Ferrule : Zirconia ceramic, Ø 2.5 mm
 Body : Plastics
 Boot : Plastics

Optical data

| | Typical | max. |
|----------------------|--------------------------------------|---------|
| Insertion Loss : S/M | 0.20 dB | 0.40 dB |
| M/M | 0.20 dB | 0.40 dB |
| Return Loss : S/M | ≥45 dB(PC), ≥55 dB(UPC), ≥65 dB(APC) | |
| M/M | ≥30 dB | |

Mechanical data

Mating cycle ≥ 1000
 Strain relief 100 N(dependent on the cable type)

Environmental data

Operation temperature range -40°C to +85°C
 Storage temperature range -40°C to +85°C

Suitable cables

Cable Types : Ø 0.9 ~ 3.5 mm

Packaging

Standard Packaging.

Dieses Dokument ist urheberrechtlich geschützt • This document is protected by copyright • Rosenberger OSI GmbH & Co. OHG

| Connector Part | Part No |
|--------------------------------------|----------------|
| Connector Body | |
| Singlemode, PC, blue | 98 SCS 120-101 |
| Singlemode, APC, green | 98 SCS 110-101 |
| Multimode, 50 µm, black | 98 SCS 130-101 |
| Multimode, 62.5 µm, beige | 98 SCS 130-102 |
| Duplex clip, black | 98 ZD 02-0BK |
| Crimp sleeve | |
| for Ø 2.1 | 98 ZC 05-000 |
| for Ø 2.8-3.5 | 98 ZC 04-000 |
| Boot, Ø 0.9 mm buffered fiber | |
| blue | 98 ZB 06-0BU |
| green | 98 ZB 06-0GN |
| black | 98 ZB 06-0BK |
| yellow | 98 ZB 06-0YE |
| red | 98 ZB 06-0RD |
| Boot, Ø 2.1 mm cable | |
| blue | 98 ZB 05-0BU |
| green | 98 ZB 05-0GN |
| black | 98 ZB 05-0BK |
| yellow | 98 ZB 05-0YE |
| red | 98 ZB 05-0RD |
| Boot, Ø 2.8-3.5 mm cable | |
| blue | 98 ZB 04-0BU |
| green | 98 ZB 04-0GN |
| black | 98 ZB 04-0BK |
| yellow | 98 ZB 04-0YE |
| red | 98 ZB 04-0RD |



Dieses Dokument ist urheberrechtlich geschützt • This document is protected by copyright • Rosenberger OSI GmbH & Co. OHG

While the information has been carefully compiled to the best of our knowledge, nothing is intended as representation or warranty on our part and no statement herein shall be construed as recommendation to infringe existing patents. In the effort to improve our products, we reserve the right to make changes judged to be necessary.

| Draft | Date | Approved | Date | Rev. | Engineering change number | Name | Date |
|---------|------------|------------|------------|------|---------------------------|---------|------------|
| Y.Zhang | 29.03.2017 | H.Jungbäck | 29.03.2017 | 002 | --- | Y.Zhang | 29.03.2017 |