


PRODUCTPROFILE

Catalogue number: 062A0130G657A1

Partnumber: 703818


Fiber optic simplex patchcord
Connector side A: SC-Simplex
Connector side B: SC-Simplex
9/125µm, 2.8mm, yellow
Cable I-V(ZN)H1x2,8E9/125µm,G657A1



Related documents:

DS_FASER G657A1_OE
DS_I-VZNH1X28STB900_L_OE
DS_SC_STECKER_OE

Fiber Data Sheet
Cable Data Sheet
Steckerdatenblatt



Standards

Stepped index fiber 9/125µm according to
 -ISO/IEC 11801 und EN 50173-1 OS2
 -IEC 60793-2-50 type B1.3
 -ITU G.657.A1 und G.652.D

Structure

Silica fiber with two layer acrylate primary coating

Geometrical properties

Modefield diameter @1310 nm	9.2 µm +/- 0.4 µm
Modefield diameter @1550 nm	10.4 µm +/- 0.5 µm
Cladding diameter	125 µm +/- 0.07 µm
Cladding non-circularity	≤ 0.7 %
Core-Cladding concentricity	≤ 0.5 µm
Primary coating diameter	242 µm +/- 5 µm
Coating-Cladding concentricity	< 12 µm

Mechanical properties

Break strength SCREEN-Test 1 % strain for 1 s @100 kpsi

Thermal properties

Operating temperature range -60 to +85°C

Transmission characteristics

Attenuation:

Cabled fiber tight buffered: @ 1310 nm max. 0.38 dB/km
@ 1550 nm max. 0.28 dB/km

Cabled fiber loose tube: @ 1310 nm max. 0.36 dB/km
@ 1550 nm max. 0.22 dB/km

Uncabled fiber: @ 1310 nm max. 0.32 dB/km
@ 1383 nm max. 0.32 dB/km
@ 1490 nm max. 0.21 dB/km
@ 1550 nm max. 0.18 dB/km
@ 1625 nm max. 0.20 dB/km

Macrobending, induced attenuation, uncabled fiber:

Radius 10 mm, 1 turn, @ 1550 nm ≤ 0.50 dB
Radius 10 mm, 1 turn, @ 1625 nm ≤ 1.50 dB
Radius 15 mm, 10 turns, @ 1550 nm ≤ 0.05 dB
Radius 15 mm, 10 turns, @ 1625 nm ≤ 0.30 dB
Radius 25 mm, 100 turns, @ 1310, 1550 und 1625 nm ≤ 0.01 dB

Dispersion:

@ 1285 - 1330 nm ≤ 3.0 ps/(nm*km)
@ 1550 nm ≤ 18.0 ps/(nm*km)
@ 1625 nm ≤ 22.0 ps/(nm*km)

Polarization Mode Dispersion (PMD):

PMD Link Design Value ≤ 0.04 ps/ $\sqrt{\text{km}}$
Maximum individual fiber PMD ≤ 0.1 ps/ $\sqrt{\text{km}}$

Cut-off-Wavelength: ≤ 1260 nm

Effective group index of refraction:

@ 1310 nm 1.4676
@ 1550 nm 1.4682

Backscatter attenuation @ 1ns pulse width:

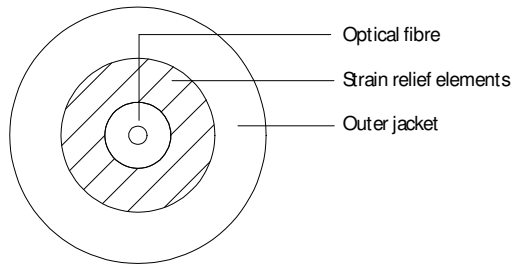
@ 1310 nm -77 dB
@ 1550 nm -82 dB
@ 1625 nm -83 dB

While the information has been carefully compiled to the best of our knowledge, nothing is intended as representation or warranty on our part and no statement herein shall be construed as recommendation to infringe existing patents. In the effort to improve our products, we reserve the right to make changes judged to be necessary.

Draft	Date	Approved	Date	Rev.	Engineering change number	Name	Date
H. Jungbäck	12-04-15	P. Maier	12-04-15	001	without	H. Jungbäck	12-04-15

Fiber Optic Cable

I-V(ZN)H 1x 2.8mm... STB900



Standards

IEC 60794-2

Structure

Cable core

STB900 = Semi tight buffered optical fibre, gel-filled, outer diameter 900 µm
colour: yellow (E9/125), green (G50/125), blue (G62.5/125)
Strain relief elements (aramid)

Outer jacket:

Halogen-free and flame-retardant material, approx. 0.5 mm wall,

Standard colours: Singlemode: yellow
 Multimode 50 µm: orange or green
 Multimode OM3: aqua (turquoise)
 Multimode 62,5 µm: orange
 Multimode OM4: violet

Other colours on request

Outer diameter 2.8 mm

Marking see separate drawing

Mechanical properties

Min. bending radius

static	30mm
dynamic	60mm

Min. bending radius with G657A

static	15mm
dynamic	30mm

Max. pull force

400 N

Max. crush resistance long term

150 N/dm

Weight

7.9 kg/km approx.

Thermal properties

Transport and storage

- 25°C to + 70°C

Installation

- 5°C to + 50°C

In use

- 10°C to + 70°C

Chemical properties

No resistance to oil, petrol, acid, leach and water

Fire performance

-Flame-retardant acc. to IEC 60332-1-2 and IEC 60332-3-22 Cat. A

-Smoke density acc. to IEC 61034

-Halogen-free acc. to IEC 60754-1

-Acidity of the combustion gases acc. to IEC 60754-2

- Fire Load 0.18 MJ/m

Fiber Optic Cable

I-V(ZN)H 1x 2.8mm... STB900

Transmission characteristics

See fiber data sheets

Applications

Indoor cable for the installation in cable ducts and in tubes and also suitable for interconnections
For direct connector assembly

Deliveryform

Disposable drums

While the information has been carefully compiled to the best of our knowledge, nothing is intended as representation or warranty on our part and no statement herein shall be construed as recommendation to infringe existing patents. In the effort to improve our products, we reserve the right to make changes judged to be necessary.

Draft	Date	Approved	Date	Rev.	Engineering change number	Name	Date
H. Jungbäck	02.09.2005	DE	13.07.2015	004	without	Y. Zhang	22.06.2017

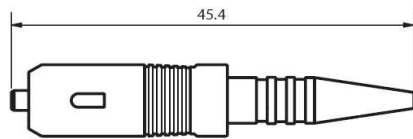
Rosenberger OSI GmbH & Co. OHG

Tel.: +49 821 249249-0

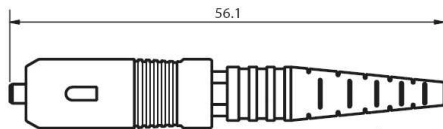
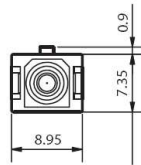
www.rosenberger.com/osi; E-Mail: info-osi@rosenberger.com

Page

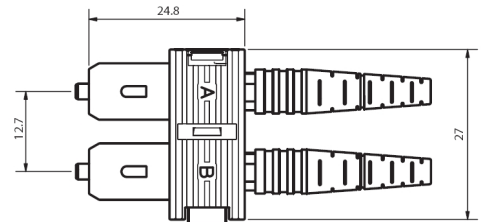
2 / 2



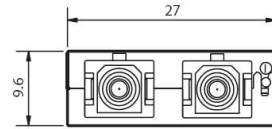
SC-simplex, buffered fiber



SC-simplex, cable



SC-duplex



All dimensions are in mm; tolerances acc. ISO 2768 m-H

Properties

Standard SC connectors for applications in telecommunications, data center, cabling and LAN, connections to active components.

Interface

SC, acc. to IEC 61754-4

Material for connectors

Ferrule :

Body :

Boot :

Zirconia ceramic, Ø 2.5 mm

Plastics

Plastics

Optical data

Insertion Loss : S/M
M/M

Typical	max.
0.20 dB	0.40 dB
0.20 dB	0.40 dB

Return Loss : S/M
M/M

≥45 dB(PC), ≥55 dB(UPC), ≥65 dB(APC)
≥30 dB

Mechanical data

Mating cycle

Strain relief

≥ 1000

100 N(dependent on the cable type)

Environmental data

Operation temperature range

Storage temperature range

-40°C to +85°C

-40°C to +85°C

Suitable cables

Cable Types :

Ø 0.9 ~ 3.5 mm

Packaging

Standard Packaging.

Connector Part	Part No
Connector Body	
Singlemode, PC, blue	98 SCS 120-101
Singlemode, APC, green	98 SCS 110-101
Multimode, 50 µm, black	98 SCS 130-101
Multimode, 62.5 µm, beige	98 SCS 130-102
Duplex clip, black	98 ZD 02-0BK
Crimp sleeve	
for Ø 2.1	98 ZC 05-000
for Ø 2.8-3.5	98 ZC 04-000
Boot, Ø 0.9 mm buffered fiber	
blue	98 ZB 06-0BU
green	98 ZB 06-0GN
black	98 ZB 06-0BK
yellow	98 ZB 06-0YE
red	98 ZB 06-0RD
Boot, Ø 2.1 mm cable	
blue	98 ZB 05-0BU
green	98 ZB 05-0GN
black	98 ZB 05-0BK
yellow	98 ZB 05-0YE
red	98 ZB 05-0RD
Boot, Ø 2.8-3.5 mm cable	
blue	98 ZB 04-0BU
green	98 ZB 04-0GN
black	98 ZB 04-0BK
yellow	98 ZB 04-0YE
red	98 ZB 04-0RD



While the information has been carefully compiled to the best of our knowledge, nothing is intended as representation or warranty on our part and no statement herein shall be construed as recommendation to infringe existing patents. In the effort to improve our products, we reserve the right to make changes judged to be necessary.

Draft	Date	Approved	Date	Rev.	Engineering change number	Name	Date
Y.Zhang	29.03.2017	H.Jungbäck	29.03.2017	002	---	Y.Zhang	29.03.2017