


## PRODUCTPROFILE

**Catalogue number: 041A1404G657A1**

Partnumber: 771845

---

PreCONNECT® TRUNK MULTIJUMPER  
6 channels, 12 fibers, 9/125µm, yellow  
Connector side A: SC-Duplex  
Connector side B: SC-Duplex  
Cable U-DQ(ZN)BH12E9/125µm



**Related documents:**

DS\_FASER G657A1\_OE


Fiber Data Sheet

DS\_SC\_STECKER\_OE

Steckerdatenblatt

DS\_U-DQZNBHN1750\_L\_OE

Cable Data Sheet



**Standards**

Stepped index fiber 9/125µm according to  
 -ISO/IEC 11801 und EN 50173-1 OS2  
 -IEC 60793-2-50 type B1.3  
 -ITU G.657.A1 und G.652.D

**Structure**

Silica fiber with two layer acrylate primary coating

**Geometrical properties**

Modefield diameter @1310 nm	9.2 µm +/- 0.4 µm
Modefield diameter @1550 nm	10.4 µm +/- 0.5 µm
Cladding diameter	125 µm +/- 0.07 µm
Cladding non-circularity	≤ 0.7 %
Core-Cladding concentricity	≤ 0.5 µm
Primary coating diameter	242 µm +/- 5 µm
Coating-Cladding concentricity	< 12 µm

**Mechanical properties**

Break strength SCREEN-Test 1 % strain for 1 s @100 kpsi

**Thermal properties**

Operating temperature range -60 to +85°C

Dieses Dokument ist urheberrechtlich geschützt • This document is protected by copyright • Rosenberger OSI GmbH & Co. OHG

**Transmission characteristics**

Attenuation:

**Cabled fiber tight buffered:** @ 1310 nm max. 0.38 dB/km  
@ 1550 nm max. 0.28 dB/km

**Cabled fiber loose tube:** @ 1310 nm max. 0.36 dB/km  
@ 1550 nm max. 0.22 dB/km

**Uncabled fiber:** @ 1310 nm max. 0.32 dB/km  
@ 1383 nm max. 0.32 dB/km  
@ 1490 nm max. 0.21 dB/km  
@ 1550 nm max. 0.18 dB/km  
@ 1625 nm max. 0.20 dB/km

Macrobending, induced attenuation, uncabled fiber:

Radius 10 mm, 1 turn, @ 1550 nm ≤ 0.50 dB  
Radius 10 mm, 1 turn, @ 1625 nm ≤ 1.50 dB  
Radius 15 mm, 10 turns, @ 1550 nm . 0.05 dB  
Radius 15 mm, 10 turns, @ 1625 nm ≤ 0.30 dB  
Radius 25 mm, 100 turns, @ 1310, 1550 und 1625 nm ≤ 0.01 dB

Dispersion:

@ 1285 - 1330 nm ≤ 3.0 ps/(nm\*km)  
@ 1550 nm ≤ 18.0 ps/(nm\*km)  
@ 1625 nm ≤ 22.0 ps/(nm\*km)

Polarization Mode Dispersion (PMD):

PMD Link Design Value ≤ 0.04 ps/√km  
Maximum individual fiber PMD ≤ 0.1 ps/√km

Cut-off-Wavelength: ≤ 1260 nm

Effective group index of refraction:

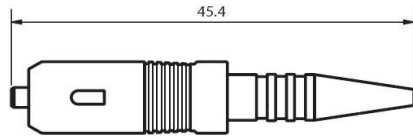
@ 1310 nm 1.4676  
@ 1550 nm 1.4682

Backscatter attenuation @ 1ns pulse width:

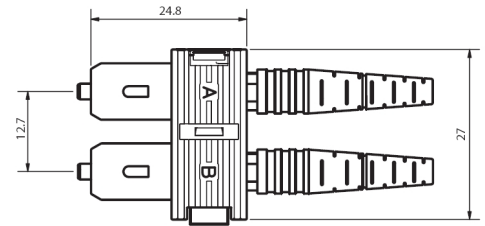
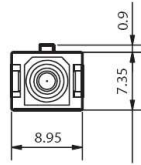
@ 1310 nm -77 dB  
@ 1550 nm -82 dB  
@ 1625 nm -83 dB

While the information has been carefully compiled to the best of our knowledge, nothing is intended as representation or warranty on our part and no statement herein shall be construed as recommendation to infringe existing patents. In the effort to improve our products, we reserve the right to make changes judged to be necessary.

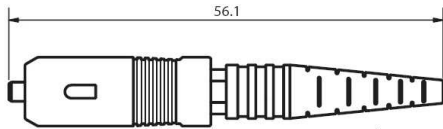
Draft	Date	Approved	Date	Rev.	Engineering change number	Name	Date
H. Jungbäck	12-04-15	P. Maier	12-04-15	001	without	H. Jungbäck	12-04-15



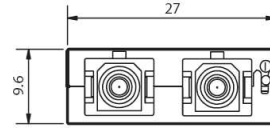
SC-simplex, buffered fiber



SC-duplex



SC-simplex, cable



All dimensions are in mm; tolerances acc. ISO 2768 m-H

**Properties**

Standard SC connectors for applications in telecommunications, data center, cabling and LAN, connections to active components.

**Interface**

SC, acc. to IEC 61754-4

**Material for connectors**

Ferrule : Zirconia ceramic, Ø 2.5 mm  
 Body : Plastics  
 Boot : Plastics

**Optical data**

Insertion Loss :	S/M	Typical	max.
	M/M	0.20 dB	0.40 dB
		0.20 dB	0.40 dB
Return Loss :	S/M	≥45 dB(PC), ≥55 dB(UPC), ≥65 dB(APC)	
	M/M	≥30 dB	

**Mechanical data**

Mating cycle ≥ 1000  
 Strain relief 100 N(dependent on the cable type)

**Environmental data**

Operation temperature range -40°C to +85°C  
 Storage temperature range -40°C to +85°C

**Suitable cables**

Cable Types : Ø 0.9 ~ 3.5 mm

**Packaging**

Standard Packaging.

Dieses Dokument ist urheberrechtlich geschützt • This document is protected by copyright • Rosenberger OSI GmbH & Co. OHG

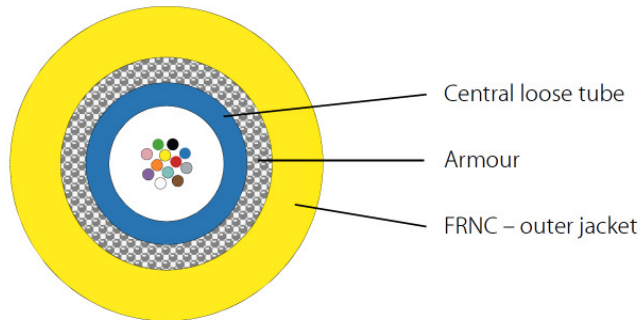
Connector Part	Part No
<b>Connector Body</b>	
Singlemode, PC, blue	98 SCS 120-101
Singlemode, APC, green	98 SCS 110-101
Multimode, 50 µm, black	98 SCS 130-101
Multimode, 62.5 µm, beige	98 SCS 130-102
<b>Duplex clip, black</b>	98 ZD 02-0BK
<b>Crimp sleeve</b>	
for Ø 2.1	98 ZC 05-000
for Ø 2.8-3.5	98 ZC 04-000
<b>Boot, Ø 0.9 mm buffered fiber</b>	
blue	98 ZB 06-0BU
green	98 ZB 06-0GN
black	98 ZB 06-0BK
yellow	98 ZB 06-0YE
red	98 ZB 06-0RD
<b>Boot, Ø 2.1 mm cable</b>	
blue	98 ZB 05-0BU
green	98 ZB 05-0GN
black	98 ZB 05-0BK
yellow	98 ZB 05-0YE
red	98 ZB 05-0RD
<b>Boot, Ø 2.8-3.5 mm cable</b>	
blue	98 ZB 04-0BU
green	98 ZB 04-0GN
black	98 ZB 04-0BK
yellow	98 ZB 04-0YE
red	98 ZB 04-0RD



Dieses Dokument ist urheberrechtlich geschützt • This document is protected by copyright • Rosenberger OSI GmbH & Co. OHG

While the information has been carefully compiled to the best of our knowledge, nothing is intended as representation or warranty on our part and no statement herein shall be construed as recommendation to infringe existing patents. In the effort to improve our products, we reserve the right to make changes judged to be necessary.

Draft	Date	Approved	Date	Rev.	Engineering change number	Name	Date
Y.Zhang	29.03.2017	H.Jungbäck	29.03.2017	002	---	Y.Zhang	29.03.2017



**Standards**

IEC 60794-2-20  
EN 50575 : 2014 + A1 : 2016: No. of Declaration of Performance CDERF0000023 – V2

**Structure**

**Cable core:**

Jelly filled loose tube, outer diameter 3.5 mm with 2-12 optical fibres and outer diameter 4.0 mm with 14-24 optical fibres  
 Tube colour: yellow (E9/125), green (G50/125), blue (G62.5/125)  
 Fibre colours (1-12): red, green, blue, yellow, white, grey, brown, violet, turquoise, black, orange, pink  
 (13-24): red, green, blue, yellow, white, grey, brown, violet, turquoise, transparent, orange, pink (with black ring-marking)

**Armour**

Multifunctional E-glass yarns as strain relief elements and non- metallic rodent protection

**Outer jacket**

Halogen-free and flame-retardant material with approx. 1.1 mm wall,  
 Standard colours: Singlemode: yellow  
 Multimode 50 µm: orange or green  
 Multimode OM3: aqua (turquoise)  
 Multimode OM4: violet  
 Multimode 62,5 µm: orange

Marking see separate drawing

Fibres max.	Outer diam. mm	Weight kg/km	Fire load MJ/m
12	7.0	55	0.71
24	7.5	60	0.79

**Mechanical characteristics**

- Min. bending radius fixed (static) acc. IEC 60794-1-2 E11A  
15 x outside diameter
- Min. bending radius during assembly (dynamic), with additional tensile strain acc. IEC 60794-1-2 E6  
20 x outside diameter
- Max. tensile force acc. IEC 60794-1-2 E1, short term 1750 N
- Max. crush resistance acc. IEC 60794-1-2 E3, long term 1500 N/dm

**Thermal characteristics**

- Transport and storage - 25 °C to + 70 °C
- Installation - 5 °C to + 50 °C
- In use acc. IEC 60794-1-2 F1 - 20 °C to + 60 °C

Dieses Dokument ist urheberrechtlich geschützt • This document is protected by copyright • Rosenberger OSI GmbH & Co. OHG

**Fire performance**

- Cable is flame-retardant acc. to IEC 60332-1-2 and IEC 60332-3-24 Cat.C
- Smoke density acc. to IEC 61034
- Halogen-free acc. to IEC 60754-1
- Acidity of the combustion gases acc. to IEC 60754-2
- Fire Class according EN 13501-6 D<sub>ca</sub>/s2/d2/a1

**Chemical characteristics**

No resistance to oil, petrol, acid and leach

**Application**

Longitudinally waterproof fibre optic cable with non-metallic rodent protection  
For fixed installation indoor and outdoor, in cable ducts, tubes and also suitable for interconnections  
Mechanical installation by winch is permitted only when using force meters with recording function.  
Not suitable for underground laying (direct buried)

**Packaging**

Disposable drums

Dieses Dokument ist urheberrechtlich geschützt • This document is protected by copyright • Rosenberger OSI GmbH & Co. OHG

While the information has been carefully compiled to the best of our knowledge, nothing is intended as representation or warranty on our part and no statement herein shall be construed as recommendation to infringe existing patents. In the effort to improve our products, we reserve the right to make changes judged to be necessary.

Draft	Date	Approved	Date	Rev.	Engineering change number	Name	Date
H. Jungbäck	01.09.2005	H. Jungbäck	30.04.2013	004	---	P. Maier	31.08.2017