


PRODUCTPROFILE

Catalogue number: 062A0996G657A1

Partnumber: 771831

Fiber optic duplex patchcord
Connector side A: SC-Duplex APC 8 degree
Connector side B: SC-Duplex APC 8 degree
9/125µm, double jacket 2x2.1/3.3x5.2mm,
yellow
Polarity: crossed A to B
Cable I-V(ZN)HH2x2,1E9/125µm,G657A1



Related documents:

DS_FASER G657A1_OE


Fiber Data Sheet

DS_I-VZNHH2X21_900_L_OE

Cable Data Sheet

DS_SC_STECKER_OE

Steckerdatenblatt



Standards

Stepped index fiber 9/125µm according to
 -ISO/IEC 11801 und EN 50173-1 OS2
 -IEC 60793-2-50 type B1.3
 -ITU G.657.A1 und G.652.D

Structure

Silica fiber with two layer acrylate primary coating

Geometrical properties

Modefield diameter @1310 nm	9.2 µm +/- 0.4 µm
Modefield diameter @1550 nm	10.4 µm +/- 0.5 µm
Cladding diameter	125 µm +/- 0.07 µm
Cladding non-circularity	≤ 0.7 %
Core-Cladding concentricity	≤ 0.5 µm
Primary coating diameter	242 µm +/- 5 µm
Coating-Cladding concentricity	< 12 µm

Mechanical properties

Break strength SCREEN-Test 1 % strain for 1 s @100 kpsi

Thermal properties

Operating temperature range -60 to +85°C

Dieses Dokument ist urheberrechtlich geschützt • This document is protected by copyright • Rosenberger OSI GmbH & Co. OHG

Transmission characteristics

Attenuation:

Cabled fiber tight buffered: @ 1310 nm max. 0.38 dB/km
@ 1550 nm max. 0.28 dB/km

Cabled fiber loose tube: @ 1310 nm max. 0.36 dB/km
@ 1550 nm max. 0.22 dB/km

Uncabled fiber: @ 1310 nm max. 0.32 dB/km
@ 1383 nm max. 0.32 dB/km
@ 1490 nm max. 0.21 dB/km
@ 1550 nm max. 0.18 dB/km
@ 1625 nm max. 0.20 dB/km

Macrobending, induced attenuation, uncabled fiber:

Radius 10 mm, 1 turn, @ 1550 nm ≤ 0.50 dB
Radius 10 mm, 1 turn, @ 1625 nm ≤ 1.50 dB
Radius 15 mm, 10 turns, @ 1550 nm . 0.05 dB
Radius 15 mm, 10 turns, @ 1625 nm ≤ 0.30 dB
Radius 25 mm, 100 turns, @ 1310, 1550 und 1625 nm ≤ 0.01 dB

Dispersion:

@ 1285 - 1330 nm ≤ 3.0 ps/(nm*km)
@ 1550 nm ≤ 18.0 ps/(nm*km)
@ 1625 nm ≤ 22.0 ps/(nm*km)

Polarization Mode Dispersion (PMD):

PMD Link Design Value ≤ 0.04 ps/√km
Maximum individual fiber PMD ≤ 0.1 ps/√km

Cut-off-Wavelength: ≤ 1260 nm

Effective group index of refraction:

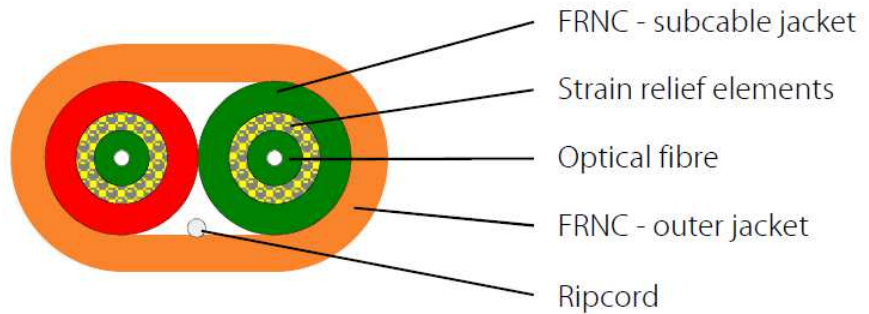
@ 1310 nm 1.4676
@ 1550 nm 1.4682

Backscatter attenuation @ 1ns pulse width:

@ 1310 nm -77 dB
@ 1550 nm -82 dB
@ 1625 nm -83 dB

While the information has been carefully compiled to the best of our knowledge, nothing is intended as representation or warranty on our part and no statement herein shall be construed as recommendation to infringe existing patents. In the effort to improve our products, we reserve the right to make changes judged to be necessary.

Draft	Date	Approved	Date	Rev.	Engineering change number	Name	Date
H. Jungbäck	12-04-15	P. Maier	12-04-15	001	without	H. Jungbäck	12-04-15



Standards

IEC 60794-2

Structure

Cable core:
buffered optical fiber, outer diameter 0.9 mm
colour: yellow (E9/125), green (G50/125), blue (G62.5/125)
Strain relief elements (aramid) Subcable-jacket halogen-free and flame-retardant material, wall thickness approx. 0.3 mm,
colour: orange at multi-mode and yellow at single-mode
Outer diameter: 2.1 mm

Outer jacket:
Two break-out subcables parallel
Halogen-free and flame-retardant material (FRNC), wall thickness approx. 0.44 mm
Outer diameter approx. 3.3 mm x 5.2 mm

Standard colours:
Singlemode: yellow
Multimode 50 µm: orange or green
Multimode OM3: aqua (turquoise)
Multimode 62.5 µm: orange
Multimode OM4: violet

Ripcord under the jacket
Inkjet marking black acc. to separate drawing

Geometrical properties

Number of fibers	Outer diameter [mm]	Weight [kg/km]	Fire load [MJ/m]
2	3.3 x 5.2	19	0.63

Dieses Dokument ist urheberrechtlich geschützt • This document is protected by copyright • Rosenberger OSI GmbH & Co. OHG

Fiber Optic Cable
I-V(ZN)HH 2x 2.1mm... 900µm

033AXXXX

Mechanical properties

Min. bending radius (over the flat side) for cables with standard fibers

static	35mm
dynamic	65mm
Max. pull force	600 N
Max. crush resistance long term	400 N/dm

Thermal properties

Transport and storage	- 25°C to + 70°C
Installation	- 5°C to + 50°C
In use	- 5°C to + 70°C

Chemical properties

No resistance to oil, petrol, acid, leach and water

Fire performance

- Flame-retardant acc. to IEC 60332-1-2 and IEC 60332-3-22 Cat. A
- Smoke density acc. to IEC 61034
- Halogen-free acc. to IEC 60754-1
- Acidity of the combustion gases acc. to IEC 60754-2

Transmission characteristics

See fiber data sheets

Applications

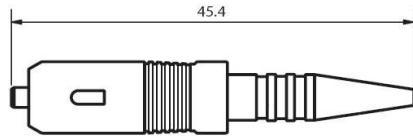
Indoor cable for the installation in cable ducts and in tubes and also suitable for interconnections
For direct connector assembly
Ideal for fiber to the desk

Deliveryform

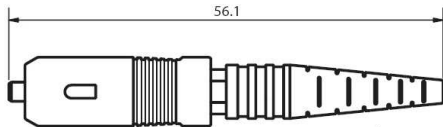
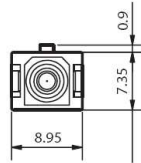
Disposable drums

While the information has been carefully compiled to the best of our knowledge, nothing is intended as representation or warranty on our part and no statement herein shall be construed as recommendation to infringe existing patents. In the effort to improve our products, we reserve the right to make changes judged to be necessary.

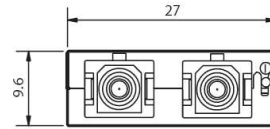
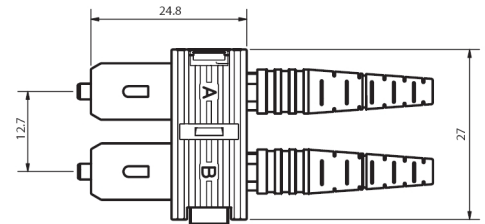
Draft	Date	Approved	Date	Rev.	Engineering change number	Name	Date
P. Maier	03.08.2016	H. Jungbäck	03.08.2016	001	without	Y. Zhang	22.06.2017



SC-simplex, buffered fiber



SC-simplex, cable



SC-duplex

All dimensions are in mm; tolerances acc. ISO 2768 m-H

Properties

Standard SC connectors for applications in telecommunications, data center, cabling and LAN, connections to active components.

Interface

SC, acc. to IEC 61754-4

Material for connectors

Ferrule : Zirconia ceramic, Ø 2.5 mm
 Body : Plastics
 Boot : Plastics

Optical data

	Typical	max.
Insertion Loss : S/M	0.20 dB	0.40 dB
M/M	0.20 dB	0.40 dB
Return Loss : S/M	≥45 dB(PC), ≥55 dB(UPC), ≥65 dB(APC)	
M/M	≥30 dB	

Mechanical data

Mating cycle ≥ 1000
 Strain relief 100 N(dependent on the cable type)

Environmental data

Operation temperature range -40°C to +85°C
 Storage temperature range -40°C to +85°C

Suitable cables

Cable Types : Ø 0.9 ~ 3.5 mm

Packaging

Standard Packaging.

Dieses Dokument ist urheberrechtlich geschützt • This document is protected by copyright • Rosenberger OSI GmbH & Co. OHG

Connector Part	Part No
Connector Body	
Singlemode, PC, blue	98 SCS 120-101
Singlemode, APC, green	98 SCS 110-101
Multimode, 50 µm, black	98 SCS 130-101
Multimode, 62.5 µm, beige	98 SCS 130-102
Duplex clip, black	98 ZD 02-0BK
Crimp sleeve	
for Ø 2.1	98 ZC 05-000
for Ø 2.8-3.5	98 ZC 04-000
Boot, Ø 0.9 mm buffered fiber	
blue	98 ZB 06-0BU
green	98 ZB 06-0GN
black	98 ZB 06-0BK
yellow	98 ZB 06-0YE
red	98 ZB 06-0RD
Boot, Ø 2.1 mm cable	
blue	98 ZB 05-0BU
green	98 ZB 05-0GN
black	98 ZB 05-0BK
yellow	98 ZB 05-0YE
red	98 ZB 05-0RD
Boot, Ø 2.8-3.5 mm cable	
blue	98 ZB 04-0BU
green	98 ZB 04-0GN
black	98 ZB 04-0BK
yellow	98 ZB 04-0YE
red	98 ZB 04-0RD



Dieses Dokument ist urheberrechtlich geschützt • This document is protected by copyright • Rosenberger OSI GmbH & Co. OHG

While the information has been carefully compiled to the best of our knowledge, nothing is intended as representation or warranty on our part and no statement herein shall be construed as recommendation to infringe existing patents. In the effort to improve our products, we reserve the right to make changes judged to be necessary.

Draft	Date	Approved	Date	Rev.	Engineering change number	Name	Date
Y.Zhang	29.03.2017	H.Jungbäck	29.03.2017	002	---	Y.Zhang	29.03.2017