


## PRODUCTPROFILE

**Catalogue number: 234A4302OM4**

Partnumber: 774510

---

19"-Splice Panel ECO  
2 HU, with telescope slides  
aluminium body  
front plate colour: RAL 7035  
adapter type: SC/SC Duplex, OM4 (plastic)  
number of fibers: 96  
incl. 1xPG16



**Related documents:**

19Z-GEHÄUSEZUBEHÖR\_OE  
DS\_FASER OM4BI\_OE  
DS\_SC\_STECKER\_OE

Produktinformation  
Fiber Data Sheet  
Steckerdatenblatt



**Standards**

Graded index fiber 50/125µm according to  
 -ISO/IEC 11801 und EN 50173-1 OM4  
 -IEC 60793-2-10 type A1a.3  
 -ITU G.651.1  
 -TIA/EIA 492AAAD

**Structure**

Silica fiber with two layer acrylate primary coating

**Geometrical properties**

Core diameter	50 µm +/- 2.5 µm
Cladding diameter	125 µm +/- 1 µm
Core non-concentricity	< 5 %
Cladding non-circularity	< 1 %
Core-Cladding concentricity	< 1.5 µm
Primary coating diameter	242 µm +/- 5 µm
Coating-Cladding concentricity	< 12 µm

**Mechanical properties**

Break strength SCREEN-Test 1 % strain for 1 s @100 kpsi

**Thermal properties**

Operating temperature range -60 to +85°C

Dieses Dokument ist urheberrechtlich geschützt • This document is protected by copyright • Rosenberger OSI GmbH & Co. OHG

Optical fiber OM4  
bend insensitive

059A0381OM4BI

**Transmission characteristics**

**Attenuation:**

@ 850 nm max. 2.3 dB/km  
@ 1300 nm max. 0.6 dB/km

**Macrobending, induced attenuation:**

100 turns, 37.5 mm  $\leq$  0.05 dB @ 850 nm  
100 turns, 37.5 mm  $\leq$  0.15 dB @ 1300 nm  
2 turns, 15 mm  $\leq$  0.1 dB @ 850 nm  
2 turns, 15 mm  $\leq$  0.3 dB @ 1300 nm  
2 turns, 7.5 mm  $\leq$  0.2 dB @ 850 nm  
2 turns, 7.5 mm  $\leq$  0.5 dB @ 1300 nm

**Bandwidth (Overfilled launch):**

@ 850 nm min. 3500 MHz x km  
@ 1300 nm min. 500 MHz x km

**Effective modal Bandwidth-length-product (EMB):**

@ 850 nm min. 4700 MHz x km

**Numerical aperture: 0.200 +/- 0.015**

**Effective group index of refraction:**

@ 850 nm 1.480  
@ 1300 nm 1.479

**Backscatter attenuation @ 1ns pulse width:**

@ 850 nm -68 dB  
@ 1300 nm -76 dB

**Maximum possible transmission channels lengths:**

**Ethernet:**

1 GBE 1000BASE-SX: min. 1100 m @ max. 3.56 dB channel attenuation <sup>1)</sup>  
10 GBE 10GBASE-SR: min. 550 m @ max. 2.60 dB channel attenuation <sup>1)</sup>  
40 GBE 40GBASE-SR4: min. 170 m @ max. 1.50 dB channel attenuation <sup>1)</sup>  
100 GBE 100GBASE-SR10: min. 170 m @ max. 1.50 dB channel attenuation <sup>1)</sup>

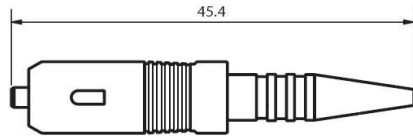
**Fibre Channel:**

8 GFC (800-SN): min. 245 m @ max. 1.76 dB channel attenuation <sup>1)</sup>  
16 GFC (1600-SN): min. 165 m @ max. 1.51 dB channel attenuation <sup>1)</sup>

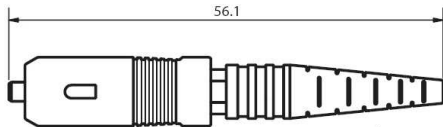
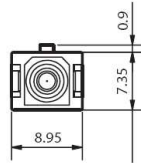
<sup>1)</sup> Inclusive max. 1.0 dB for connections (connectors and splices)

While the information has been carefully compiled to the best of our knowledge, nothing is intended as representation or warranty on our part and no statement herein shall be construed as recommendation to infringe existing patents. In the effort to improve our products, we reserve the right to make changes judged to be necessary.

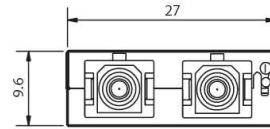
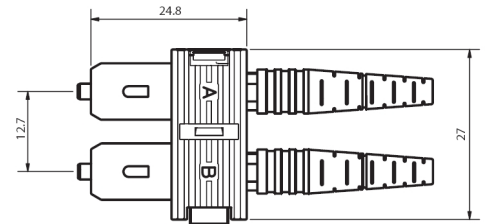
Draft	Date	Approved	Date	Rev.	Engineering change number	Name	Date
H. Jungbäck	26-10-15	P. Maier	26-10-15	004	without	H. Jungbäck	26-10-15



SC-simplex, buffered fiber



SC-simplex, cable



SC-duplex

All dimensions are in mm; tolerances acc. ISO 2768 m-H

**Properties**

Standard SC connectors for applications in telecommunications, data center, cabling and LAN, connections to active components.

**Interface**

SC, acc. to IEC 61754-4

**Material for connectors**

Ferrule : Zirconia ceramic, Ø 2.5 mm  
 Body : Plastics  
 Boot : Plastics

**Optical data**

	Typical	max.
Insertion Loss : S/M	0.20 dB	0.40 dB
M/M	0.20 dB	0.40 dB
Return Loss : S/M	≥45 dB(PC), ≥55 dB(UPC), ≥65 dB(APC)	
M/M	≥30 dB	

**Mechanical data**

Mating cycle ≥ 1000  
 Strain relief 100 N(dependent on the cable type)

**Environmental data**

Operation temperature range -40°C to +85°C  
 Storage temperature range -40°C to +85°C

**Suitable cables**

Cable Types : Ø 0.9 ~ 3.5 mm

**Packaging**

Standard Packaging.

Dieses Dokument ist urheberrechtlich geschützt • This document is protected by copyright • Rosenberger OSI GmbH & Co. OHG

Connector Part	Part No
<b>Connector Body</b>	
Singlemode, PC, blue	98 SCS 120-101
Singlemode, APC, green	98 SCS 110-101
Multimode, 50 µm, black	98 SCS 130-101
Multimode, 62.5 µm, beige	98 SCS 130-102
<b>Duplex clip, black</b>	98 ZD 02-0BK
<b>Crimp sleeve</b>	
for Ø 2.1	98 ZC 05-000
for Ø 2.8-3.5	98 ZC 04-000
<b>Boot, Ø 0.9 mm buffered fiber</b>	
blue	98 ZB 06-0BU
green	98 ZB 06-0GN
black	98 ZB 06-0BK
yellow	98 ZB 06-0YE
red	98 ZB 06-0RD
<b>Boot, Ø 2.1 mm cable</b>	
blue	98 ZB 05-0BU
green	98 ZB 05-0GN
black	98 ZB 05-0BK
yellow	98 ZB 05-0YE
red	98 ZB 05-0RD
<b>Boot, Ø 2.8-3.5 mm cable</b>	
blue	98 ZB 04-0BU
green	98 ZB 04-0GN
black	98 ZB 04-0BK
yellow	98 ZB 04-0YE
red	98 ZB 04-0RD



Dieses Dokument ist urheberrechtlich geschützt • This document is protected by copyright • Rosenberger OSI GmbH & Co. OHG

While the information has been carefully compiled to the best of our knowledge, nothing is intended as representation or warranty on our part and no statement herein shall be construed as recommendation to infringe existing patents. In the effort to improve our products, we reserve the right to make changes judged to be necessary.

Draft	Date	Approved	Date	Rev.	Engineering change number	Name	Date
Y.Zhang	29.03.2017	H.Jungbäck	29.03.2017	002	---	Y.Zhang	29.03.2017