


PRODUCTPROFILE

Catalogue number: 062A0132G657A1

Partnumber: 755300

Fiber optic simplex patchcord
Connector side A: SC-Simplex
Connector side B: SC-Simplex
9/125µm, 2.0mm, yellow
Cable I-V(ZN)H1x2,0E9/125µm,G657A1



Related documents:

DS_FASER G657A1_OE


Fiber Data Sheet

DS_RFC-B001-576_REV100

Kabeldatenblatt

DS_SC_STECKER_OE

Steckerdatenblatt



Standards

Stepped index fiber 9/125µm according to
 -ISO/IEC 11801 und EN 50173-1 OS2
 -IEC 60793-2-50 type B1.3
 -ITU G.657.A1 und G.652.D

Structure

Silica fiber with two layer acrylate primary coating

Geometrical properties

Modefield diameter @1310 nm	9.2 µm +/- 0.4 µm
Modefield diameter @1550 nm	10.4 µm +/- 0.5 µm
Cladding diameter	125 µm +/- 0.07 µm
Cladding non-circularity	≤ 0.7 %
Core-Cladding concentricity	≤ 0.5 µm
Primary coating diameter	242 µm +/- 5 µm
Coating-Cladding concentricity	< 12 µm

Mechanical properties

Break strength SCREEN-Test 1 % strain for 1 s @100 kpsi

Thermal properties

Operating temperature range -60 to +85°C

Dieses Dokument ist urheberrechtlich geschützt • This document is protected by copyright • Rosenberger OSI GmbH & Co. OHG

Transmission characteristics

Attenuation:

Cabled fiber tight buffered: @ 1310 nm max. 0.38 dB/km
@ 1550 nm max. 0.28 dB/km

Cabled fiber loose tube: @ 1310 nm max. 0.36 dB/km
@ 1550 nm max. 0.22 dB/km

Uncabled fiber: @ 1310 nm max. 0.32 dB/km
@ 1383 nm max. 0.32 dB/km
@ 1490 nm max. 0.21 dB/km
@ 1550 nm max. 0.18 dB/km
@ 1625 nm max. 0.20 dB/km

Macrobending, induced attenuation, uncabled fiber:

Radius 10 mm, 1 turn, @ 1550 nm ≤ 0.50 dB
Radius 10 mm, 1 turn, @ 1625 nm ≤ 1.50 dB
Radius 15 mm, 10 turns, @ 1550 nm . 0.05 dB
Radius 15 mm, 10 turns, @ 1625 nm ≤ 0.30 dB
Radius 25 mm, 100 turns, @ 1310, 1550 und 1625 nm ≤ 0.01 dB

Dispersion:

@ 1285 - 1330 nm ≤ 3.0 ps/(nm*km)
@ 1550 nm ≤ 18.0 ps/(nm*km)
@ 1625 nm ≤ 22.0 ps/(nm*km)

Polarization Mode Dispersion (PMD):

PMD Link Design Value ≤ 0.04 ps/√km
Maximum individual fiber PMD ≤ 0.1 ps/√km

Cut-off-Wavelength: ≤ 1260 nm

Effective group index of refraction:

@ 1310 nm 1.4676
@ 1550 nm 1.4682

Backscatter attenuation @ 1ns pulse width:

@ 1310 nm -77 dB
@ 1550 nm -82 dB
@ 1625 nm -83 dB

While the information has been carefully compiled to the best of our knowledge, nothing is intended as representation or warranty on our part and no statement herein shall be construed as recommendation to infringe existing patents. In the effort to improve our products, we reserve the right to make changes judged to be necessary.

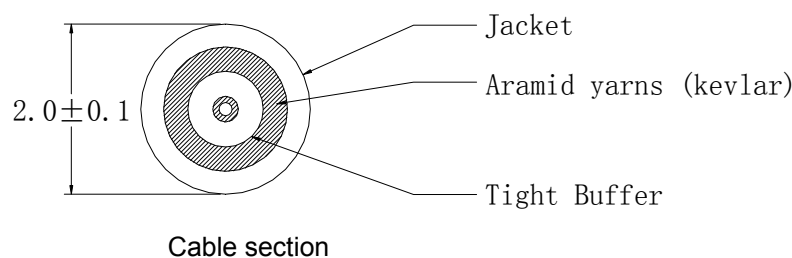
Draft	Date	Approved	Date	Rev.	Engineering change number	Name	Date
H. Jungbäck	12-04-15	P. Maier	12-04-15	001	without	H. Jungbäck	12-04-15

Technical Data Sheet

Rosenberger

FOC,G657A1,Simplex,2.0mm,Yellow,LSZH

RFC-B001-576



Note: All dimensions are in mm;

Description

Rosenberger 2.0mm cable have good optical, mechanical and environment performance. This full-spectrum fiber has bend performance that exceeds the ITU-TG657.A1 standard and coming SMF-28 Ultra optical fiber is an ITU-TG.G652.D compliant optical fiber with Corning's enhanced low loss and bend fiber technologies.Flame resistant performance follow the IEC standards.

Available Variants

Type	Fiber Type	Weight (KG/KM)
RFC-B001-576	Corning SMF-28 Ultra	4

Length (m)	Tolerance(m)
L	± 0.1%L

Parts

Fiber	9/125 μm single mode optical fiber according to G.657A1
Buffer	0.9mm Tight buffer ,LSZH ,Nature
Strength Member	Aramid yarns
Jacket	Min. thickness 0.3mm yellow LSZH jacket

Optical Data

Cable	
Fiber	9/125um optical fiber according to TIU-T G.657A
Fiber count	1 fiber
Cable Attenuation	≤0.4dB/km @ 1310nm ≤0.3dB/km @ 1550nm

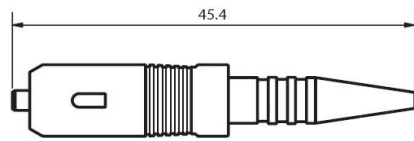
Cable Construction

Cable	
Out jacket diameter,	2.0±0.1mm
Out jacket color	Yellow
Strength member	Aramid yarns
Tight buffer	0.9±0.05mm

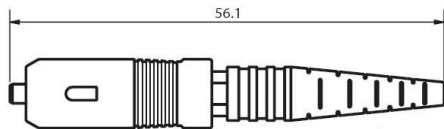
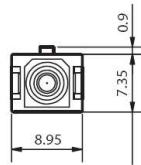
Mechanical Data

Cable	
Minimum bending radius	Dynamic: 30mm

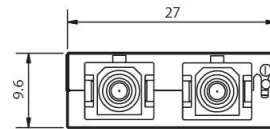
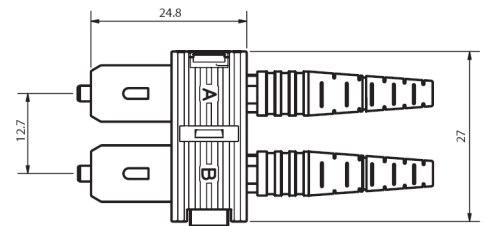
Technical Data Sheet					Rosenberger				
FOC,G657A1,Simplex,2.0mm,Yellow,LSZH					RFC-B001-576				
<p>Tensile Strength (according to IEC 60794-1-2 E1)</p> <p>Crush (According to IEC 60794-1-2 E3)</p>					<p>Static:15mm</p> <p>Long term tensile force: 60N, Short term tensile force:100N,</p> <p>Long term Crush force: 100N/100mm, Short term Crush force: 300N/100mm</p>				
Environmental Data									
Temperature range operation					-20 °C to +80 °C				
Temperature range storage					-20 °C to +80 °C				
Temperature range installation					-0 °C to +55 °C				
2002/95/EC (RoHS)					Compliant				
Packing									
Standard					1km on wooden drum				
<p>While the information has been carefully compiled to the best of our knowledge, nothing is intended as representation or warranty on our part and no statement herein shall be construed as recommendation to infringe existing patents. In the effort to improve our products, we reserve the right to make changes judged to be necessary.</p>									
Draft	Date	Check	Approve	Date	Rev.	ECN	Name	Date	
Sean	2016-06-16	Joy	Lihai	2016-06-16	B00	16-109	Sean	2016-06-16	
Rosenberger Hochfrequenztechnik GmbH & Co. KG P.O. Box 1260 D-84526 Tittmoning Germany Tel. , +49 8684 18-0 Fax. , +49 8684 18-499 Email , info@rosenberger.de Web , www.rosenbergerap.com						Rosenberger (Shanghai) Technology Co., Ltd. B2, No.303, Xin Ke Road, Shanghai, China 201707 Tel, +86 - 21 - 6921 3699 Fax, +86 - 21- 6921 2923 Email , info@rosenbergerap.com Web , www.rosenbergerap.com			Page 2 / 2



SC-simplex, buffered fiber



SC-simplex, cable



SC-duplex

All dimensions are in mm; tolerances acc. ISO 2768 m-H

Properties

Standard SC connectors for applications in telecommunications, data center, cabling and LAN, connections to active components.

Interface

SC, acc. to IEC 61754-4

Material for connectors

Ferrule : Zirconia ceramic, Ø 2.5 mm
 Body : Plastics
 Boot : Plastics

Optical data

Insertion Loss :	S/M	Typical	max.
	M/M	0.20 dB	0.40 dB
		0.20 dB	0.40 dB
Return Loss :	S/M	≥45 dB(PC), ≥55 dB(UPC), ≥65 dB(APC)	
	M/M	≥30 dB	

Mechanical data

Mating cycle ≥ 1000
 Strain relief 100 N(dependent on the cable type)

Environmental data

Operation temperature range -40°C to +85°C
 Storage temperature range -40°C to +85°C

Suitable cables

Cable Types : Ø 0.9 ~ 3.5 mm

Packaging

Standard Packaging.

Dieses Dokument ist urheberrechtlich geschützt • This document is protected by copyright • Rosenberger OSI GmbH & Co. OHG

Connector Part	Part No
Connector Body	
Singlemode, PC, blue	98 SCS 120-101
Singlemode, APC, green	98 SCS 110-101
Multimode, 50 µm, black	98 SCS 130-101
Multimode, 62.5 µm, beige	98 SCS 130-102
Duplex clip, black	98 ZD 02-0BK
Crimp sleeve	
for Ø 2.1	98 ZC 05-000
for Ø 2.8-3.5	98 ZC 04-000
Boot, Ø 0.9 mm buffered fiber	
blue	98 ZB 06-0BU
green	98 ZB 06-0GN
black	98 ZB 06-0BK
yellow	98 ZB 06-0YE
red	98 ZB 06-0RD
Boot, Ø 2.1 mm cable	
blue	98 ZB 05-0BU
green	98 ZB 05-0GN
black	98 ZB 05-0BK
yellow	98 ZB 05-0YE
red	98 ZB 05-0RD
Boot, Ø 2.8-3.5 mm cable	
blue	98 ZB 04-0BU
green	98 ZB 04-0GN
black	98 ZB 04-0BK
yellow	98 ZB 04-0YE
red	98 ZB 04-0RD



Dieses Dokument ist urheberrechtlich geschützt • This document is protected by copyright • Rosenberger OSI GmbH & Co. OHG

While the information has been carefully compiled to the best of our knowledge, nothing is intended as representation or warranty on our part and no statement herein shall be construed as recommendation to infringe existing patents. In the effort to improve our products, we reserve the right to make changes judged to be necessary.

Draft	Date	Approved	Date	Rev.	Engineering change number	Name	Date
Y.Zhang	29.03.2017	H.Jungbäck	29.03.2017	002	---	Y.Zhang	29.03.2017